



# Immingham Green Energy Terminal

TR030008

Volume 4

4.3 Illustrative Layouts

Planning Act 2008

Regulation 5(2)(o)

Infrastructure Planning (Applications: Prescribed  
Forms and Procedure) Regulations 2009 (as  
amended)

May 2024

# Infrastructure Planning

## Planning Act 2008

### The Infrastructure Planning (Applications: Prescribed Forms and Procedure) Regulations 2009 (as amended)

# Immingham Green Energy Terminal

## Development Consent Order 2023

---

### 4.3 Illustrative Layouts

---

<b>Regulation Reference</b>	APFP Regulation 5(2)(o)
<b>Planning Inspectorate Case Reference</b>	TR030008
<b>Application Document Reference</b>	TR030008/APP/4.3
<b>Author</b>	Associated British Ports Air Products BR

<b>Version</b>	<b>Date</b>	<b>Status of Version</b>
Revision 1	21 September 2023	DCO Application
Revision 2	3 May 2024	Change Application



**SAFETY, HEALTH AND ENVIRONMENTAL INFORMATION BOX**

IT IS ASSUMED THAT ALL WORKS ON THIS DRAWING WILL BE CARRIED OUT BY A COMPETENT CONTRACTOR WORKING, WHERE APPROPRIATE, TO AN APPROPRIATE METHOD STATEMENT.  
THIS DRAWING IS TO BE USED ONLY FOR THE PURPOSE OF ISSUE THAT IT WAS ISSUED FOR AND IS SUBJECT TO AMENDMENT.  
EXCEPTIONAL RISKS RELATING TO THE WORKS ASSOCIATED WITH THIS DRAWING ARE IDENTIFIED BELOW.

- NOTES**
1. THIS DRAWING IS TO BE READ IN CONJUNCTION WITH ALL OTHER RELEVANT DOCUMENTATION.
  2. WHERE WORK NUMBER BOUNDARIES OVERLAP THE SYMBOLOLOGY AS DESCRIBED IN THE LEGEND BELOW IS MERGED
  3. PERMANENT WORKS ASSOCIATED WITH WORK NUMBER 4 AND 6 ARE UNDERGROUND

- LEGEND**
- Order limits
  - Proposed site layout
  - Work no. 1
  - Work no. 1a
  - Indicative Dredge Pocket
  - Work no. 2
  - Work no. 3
  - Work no. 3a
  - Work no. 4
  - Work no. 5
  - Work no. 5a
  - Work no. 6
  - Work no. 7
  - Work no. 7a
  - Work no. 7b
  - Work no. 7c
  - Work no. 7d
  - Work no. 8
  - Work no. 9
  - Work no. 10

Reproduced from Ordnance Survey digital map data © Crown copyright 2024. All rights reserved. Licence number 0100031673.

Purpose of issue  
**DCO CHANGE APPLICATION**

CHANGE APPLICATION	EB	AL	03/05/2024	2
DCO APPLICATION	EB	AL	08/09/2023	1
REVISION DETAILS	By	Date	App	Suffix



Project Title  
**TR030008  
IMMINGHAM GREEN  
ENERGY TERMINAL**

Drawing Title  
**ILLUSTRATIVE LAYOUTS  
KEY PLAN  
DOC REF: 4.3**

Designed EB	Drawn EB	Checked DF	Verified HW	Approved AL	Date 05/2024
Internal Project No. 60673509			Suitability S3		
Scale @ A3 1:12,000			Volume No subdivision is applicable		

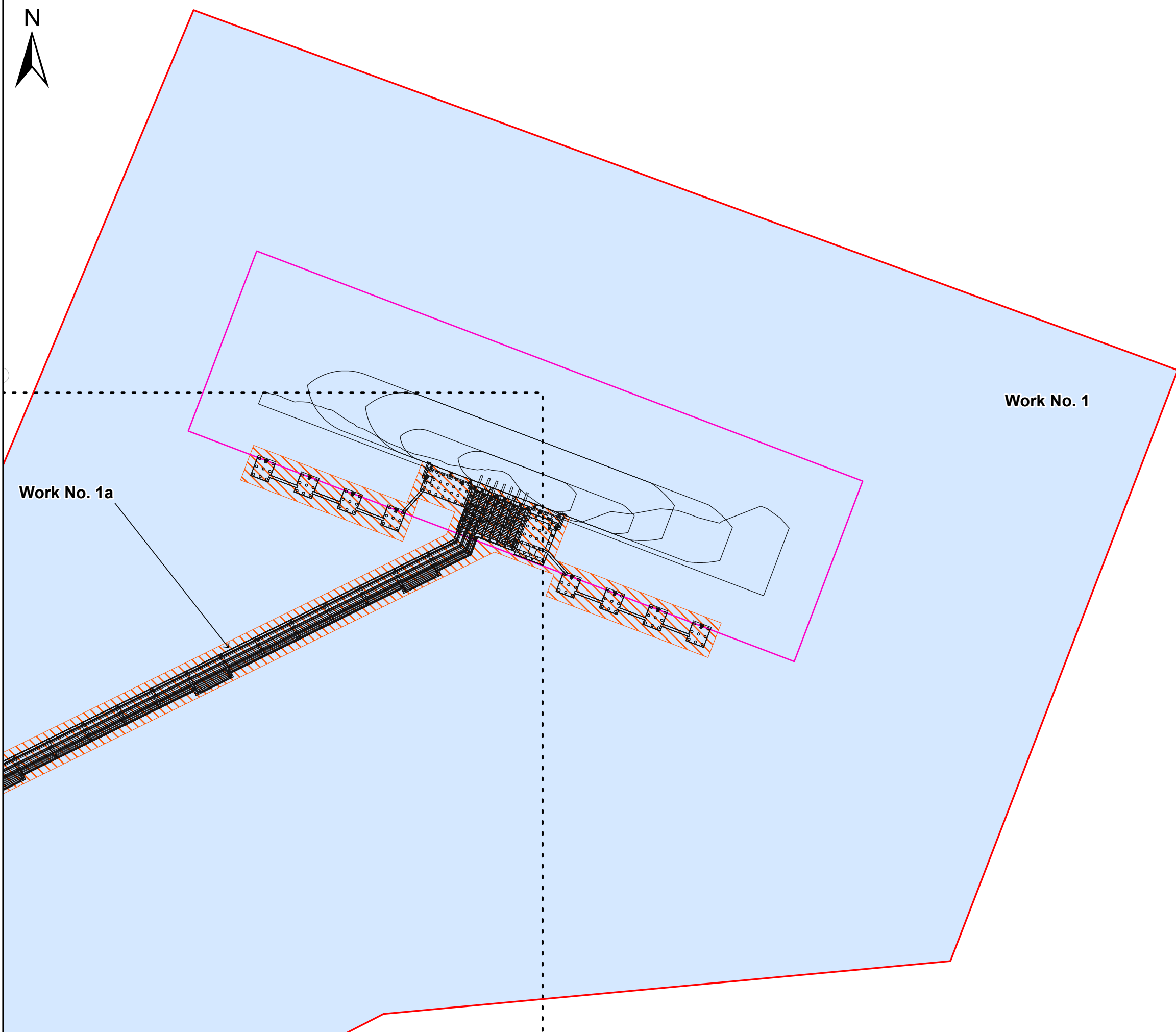
THIS DOCUMENT HAS BEEN PREPARED PURSUANT TO AND SUBJECT TO THE TERMS OF AECOM'S APPOINTMENT BY ITS CLIENT. AECOM ACCEPTS NO LIABILITY FOR ANY USE OF THIS DOCUMENT OTHER THAN BY ITS ORIGINAL CLIENT OR FOLLOWING AECOM'S EXPRESS AGREEMENT TO SUCH USE, AND ONLY FOR THE PURPOSES FOR WHICH IT WAS PREPARED AND PROVIDED.

AECOM  
One Trinity Gardens  
Quayside  
Newcastle Upon Tyne  
Tel: +44 (0) 191 224 6500  
www.aecom.com

Drawing Number  
60673509-ACM-GEN-ZZ-DR-TP-0016  
Infrastructure Planning (Applications: Prescribed Forms and Procedure) Regulations 2009  
REGULATION 5(2)(c)

Rev  
2





**SAFETY, HEALTH AND ENVIRONMENTAL INFORMATION BOX**

IT IS ASSUMED THAT ALL WORKS ON THIS DRAWING WILL BE CARRIED OUT BY A COMPETENT CONTRACTOR WORKING, WHERE APPROPRIATE, TO AN APPROPRIATE METHOD STATEMENT.

THIS DRAWING IS TO BE USED ONLY FOR THE PURPOSE OF ISSUE THAT IT WAS ISSUED FOR AND IS SUBJECT TO AMENDMENT.

EXCEPTIONAL RISKS RELATING TO THE WORKS ASSOCIATED WITH THIS DRAWING ARE IDENTIFIED BELOW.

- NOTES**
- THIS DRAWING IS TO BE READ IN CONJUNCTION WITH ALL OTHER RELEVANT DOCUMENTATION.
  - WHERE WORK NUMBER BOUNDARIES OVERLAP THE SYMBOLIC AS DESCRIBED IN THE LEGEND BELOW IS MERGED
  - PERMANENT WORKS ASSOCIATED WITH WORK NUMBER 4 AND 6 ARE UNDERGROUND

- LEGEND**
- Order limits
  - Proposed site layout
  - Work no. 1
  - Work no. 1a
  - Indicative Dredge Pocket

Reproduced from Ordnance Survey digital map data © Crown copyright 2024. All rights reserved. Licence number 0100031673.

Purpose of issue  
**DCO CHANGE APPLICATION**

CHANGE APPLICATION	EB	AL	03/05/2024	2
DCO APPLICATION	EB	AL	08/09/2023	1
REVISION DETAILS	By	Date	App	Suffix



Project Title  
**TR030008  
IMMINGHAM GREEN  
ENERGY TERMINAL**

Drawing Title  
**ILLUSTRATIVE LAYOUTS  
SHEET 1 OF 7  
DOC REF: 4.3**

Designed EB	Drawn EB	Checked DF	Verified HW	Approved AL	Date 05/2024
Internal Project No. 60673509			Suitability S3		
Scale @ A3 1:2,500			Volume No subdivision is applicable		

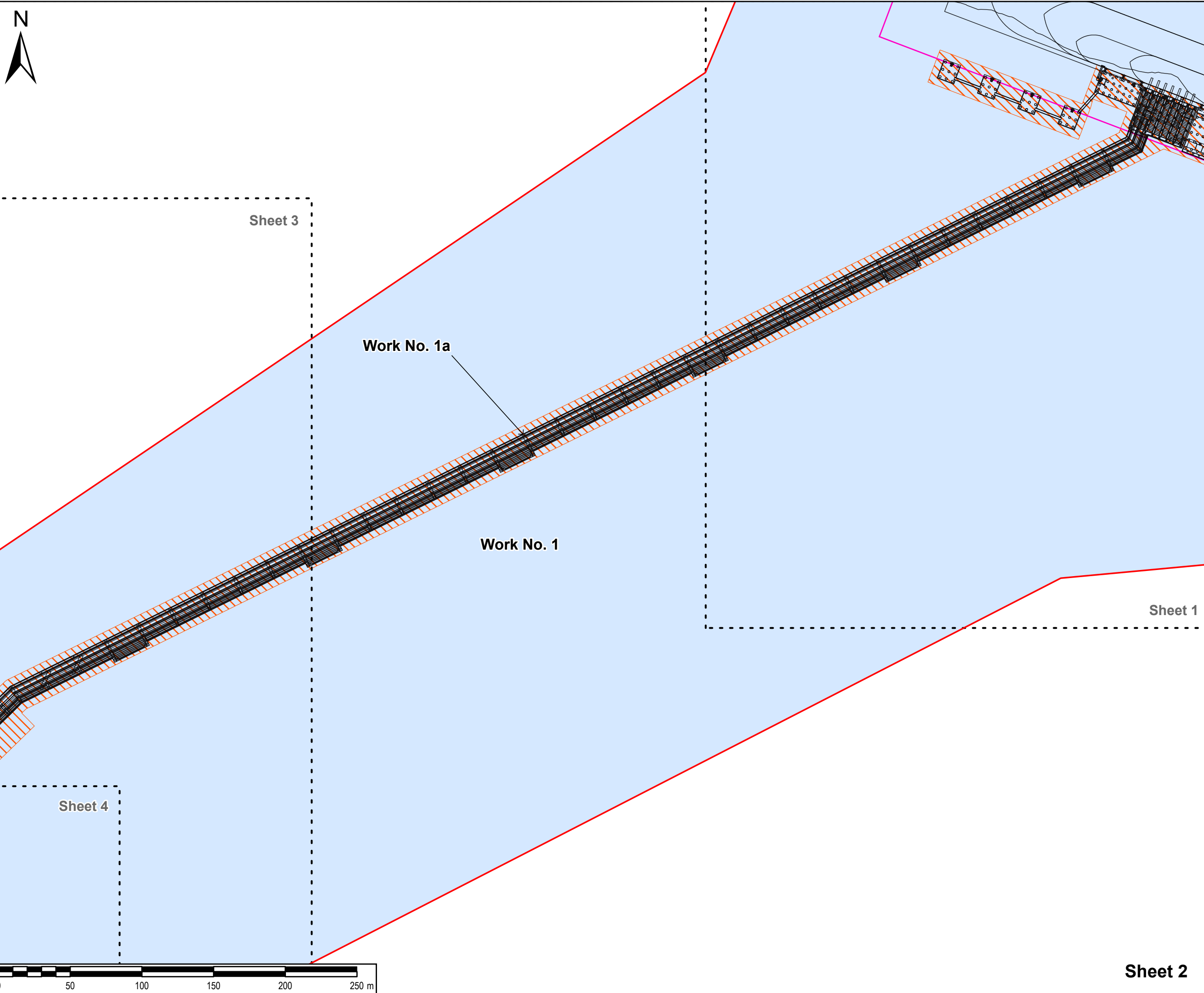
THIS DOCUMENT HAS BEEN PREPARED PURSUANT TO AND SUBJECT TO THE TERMS OF AECOM'S APPOINTMENT BY ITS CLIENT. AECOM ACCEPTS NO LIABILITY FOR ANY USE OF THIS DOCUMENT OTHER THAN BY ITS ORIGINAL CLIENT OR FOLLOWING AECOM'S EXPRESS AGREEMENT TO SUCH USE, AND ONLY FOR THE PURPOSES FOR WHICH IT WAS PREPARED AND PROVIDED.



Drawing Number 60673509-ACM-GEN-ZZ-DR-TP-0017	Rev 2
--	----------

Infrastructure Planning (Applications: Prescribed Forms and Procedure) Regulations 2009  
REGULATION 5(2)(c)





**SAFETY, HEALTH AND ENVIRONMENTAL INFORMATION BOX**

IT IS ASSUMED THAT ALL WORKS ON THIS DRAWING WILL BE CARRIED OUT BY A COMPETENT CONTRACTOR WORKING, WHERE APPROPRIATE, TO AN APPROPRIATE METHOD STATEMENT.

THIS DRAWING IS TO BE USED ONLY FOR THE PURPOSE OF ISSUE THAT IT WAS ISSUED FOR AND IS SUBJECT TO AMENDMENT.

EXCEPTIONAL RISKS RELATING TO THE WORKS ASSOCIATED WITH THIS DRAWING ARE IDENTIFIED BELOW.

- NOTES**
- THIS DRAWING IS TO BE READ IN CONJUNCTION WITH ALL OTHER RELEVANT DOCUMENTATION.
  - WHERE WORK NUMBER BOUNDARIES OVERLAP THE SYMBOLOGY AS DESCRIBED IN THE LEGEND BELOW IS MERGED
  - PERMANENT WORKS ASSOCIATED WITH WORK NUMBER 4 AND 6 ARE UNDERGROUND

**LEGEND**

	Order limits
	Proposed site layout
	Work no. 1
	Work no. 1a
	Indicative Dredge Pocket

Reproduced from Ordnance Survey digital map data © Crown copyright 2024. All rights reserved. Licence number 0100031673.

Purpose of issue  
**DCO CHANGE APPLICATION**

CHANGE APPLICATION	EB	AL	03/05/2024	2
DCO APPLICATION	EB	AL	08/09/2023	1
REVISION DETAILS	By	Date	App	Suffix

Client

Project Title  
**TR030008  
IMMINGHAM GREEN  
ENERGY TERMINAL**

Drawing Title  
**ILLUSTRATIVE LAYOUTS  
SHEET 2 OF 7  
DOC REF: 4.3**

Designed EB	Drawn DF	Checked DF	Verified HW	Approved AL	Date 05/2024
Internal Project No. 60673509			Suitability S3		
Scale @ A3 1:2,500			Volume No subdivision is applicable		

THIS DOCUMENT HAS BEEN PREPARED PURSUANT TO AND SUBJECT TO THE TERMS OF AECOM'S APPOINTMENT BY ITS CLIENT. AECOM ACCEPTS NO LIABILITY FOR ANY USE OF THIS DOCUMENT OTHER THAN BY ITS ORIGINAL CLIENT OR FOLLOWING AECOM'S EXPRESS AGREEMENT TO SUCH USE, AND ONLY FOR THE PURPOSES FOR WHICH IT WAS PREPARED AND PROVIDED.

AECOM  
One Trinity Gardens  
Quayside  
Newcastle Upon Tyne  
Tel: +44 (0) 191 224 6500  
www.aecom.com

Drawing Number 60673509-ACM-GEN-ZZ-DR-TP-0018 Infrastructure Planning (Applications: Prescribed Forms and Procedure) Regulations 2009 REGULATION 5(2)(c)	Rev 2
---	----------

**Sheet 2**



Sheet 3

Sheet 2

**SAFETY, HEALTH AND ENVIRONMENTAL INFORMATION BOX**

IT IS ASSUMED THAT ALL WORKS ON THIS DRAWING WILL BE CARRIED OUT BY A COMPETENT CONTRACTOR WORKING, WHERE APPROPRIATE, TO AN APPROPRIATE METHOD STATEMENT.

THIS DRAWING IS TO BE USED ONLY FOR THE PURPOSE OF ISSUE THAT IT WAS ISSUED FOR AND IS SUBJECT TO AMENDMENT.

EXCEPTIONAL RISKS RELATING TO THE WORKS ASSOCIATED WITH THIS DRAWING ARE IDENTIFIED BELOW.

**NOTES**

1. THIS DRAWING IS TO BE READ IN CONJUNCTION WITH ALL OTHER RELEVANT DOCUMENTATION.
2. WHERE WORK NUMBER BOUNDARIES OVERLAP THE SYMBOLIC AS DESCRIBED IN THE LEGEND BELOW IS MERGED.
3. PERMANENT WORKS ASSOCIATED WITH WORK NUMBER 4 AND 6 ARE UNDERGROUND.

**LEGEND**

- Order limits
- Proposed site layout
- Work no. 1
- Work no. 1a
- Work no. 2
- Work no. 5
- Work no. 5a
- Work no. 9

Reproduced from Ordnance Survey digital map data © Crown copyright 2024. All rights reserved. Licence number 0100031673.

Purpose of issue  
DCO CHANGE APPLICATION

CHANGE APPLICATION	EB	03/05/2024	2
	AL		

DCO APPLICATION	EB	08/09/2023	1
	AL		

REVISION DETAILS	By	Date	Suffix
	App		

Client

Project Title  
TR030008  
IMMINGHAM GREEN  
ENERGY TERMINAL

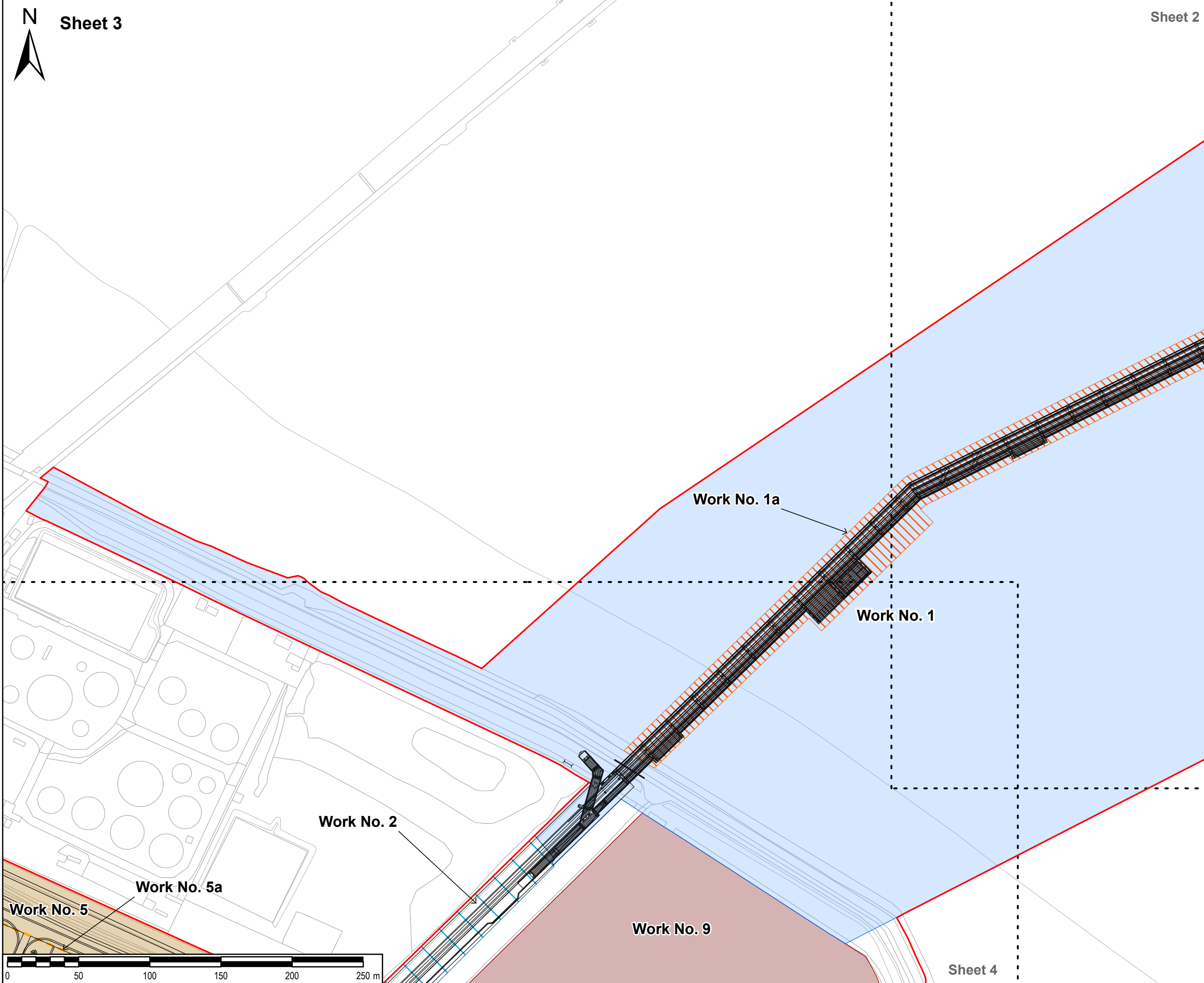
Drawing Title  
ILLUSTRATIVE LAYOUTS  
SHEET 3 OF 7  
DOC REF: 4.3

Designed EB	Drawn EB	Checked DF	Verified HW	Approved AL	Date 05/2024
Internal Project No. 60673509			Suitability S3		
Scale @ A3 1:2,500			Volume No subdivision is applicable		

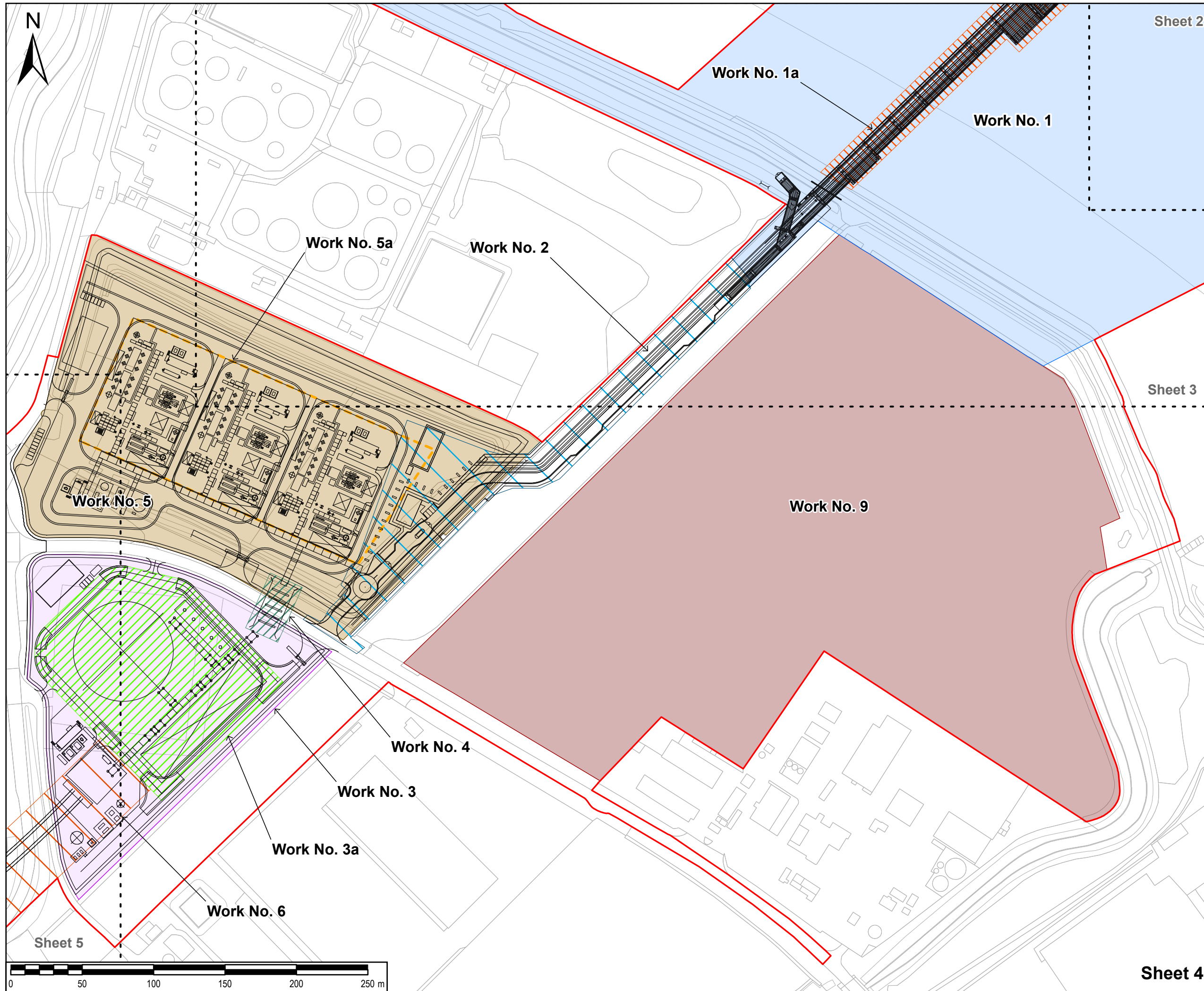
THIS DOCUMENT HAS BEEN PREPARED PURSUANT TO AND SUBJECT TO THE TERMS OF AECOM'S APPOINTMENT BY ITS CLIENT. AECOM ACCEPTS NO LIABILITY FOR ANY USE OF THIS DOCUMENT OTHER THAN BY ITS ORIGINAL CLIENT OR FOLLOWING AECOM'S EXPRESS AGREEMENT TO SUCH USE, AND ONLY FOR THE PURPOSES FOR WHICH IT WAS PREPARED AND PROVIDED.

AECOM  
One Trinity Gardens  
Quayside  
Newcastle Upon Tyne  
Tel: +44 (0) 191 224 6500  
www.aecom.com

Drawing Number 60673509-ACM-GEN-ZZ-DR-TP-0019 Infrastructure Planning (Applications: Prescribed Forms and Procedure) Regulations 2009	Rev 2
--	----------



Sheet 4



Sheet 2

Sheet 3

Sheet 5

**SAFETY, HEALTH AND ENVIRONMENTAL INFORMATION BOX**

IT IS ASSUMED THAT ALL WORKS ON THIS DRAWING WILL BE CARRIED OUT BY A COMPETENT CONTRACTOR WORKING, WHERE APPROPRIATE, TO AN APPROPRIATE METHOD STATEMENT.  
THIS DRAWING IS TO BE USED ONLY FOR THE PURPOSE OF ISSUE THAT IT WAS ISSUED FOR AND IS SUBJECT TO AMENDMENT.  
EXCEPTIONAL RISKS RELATING TO THE WORKS ASSOCIATED WITH THIS DRAWING ARE IDENTIFIED BELOW.

**NOTES**

1. THIS DRAWING IS TO BE READ IN CONJUNCTION WITH ALL OTHER RELEVANT DOCUMENTATION.
2. WHERE WORK NUMBER BOUNDARIES OVERLAP THE SYMBOLS AS DESCRIBED IN THE LEGEND BELOW IS MERGED.
3. PERMANENT WORKS ASSOCIATED WITH WORK NUMBER 4 AND 6 ARE UNDERGROUND.

**LEGEND**

- Order limits
- Proposed site layout
- Work no. 1
- Work no. 1a
- Work no. 2
- Work no. 3
- Work no. 3a
- Work no. 4
- Work no. 5a
- Work no. 6
- Work no. 9

Reproduced from Ordnance Survey digital map data © Crown copyright 2024. All rights reserved. Licence number 0100031673.

Purpose of issue  
**DCO CHANGE APPLICATION**

CHANGE APPLICATION	EB	AL	03/05/2024	2
DCO APPLICATION	EB	AL	08/09/2023	1
REVISION DETAILS	By	Date	App	Suffix

Client

Project Title  
**TR030008  
IMMINGHAM GREEN  
ENERGY TERMINAL**

Drawing Title  
**ILLUSTRATIVE LAYOUTS  
SHEET 4 OF 7  
DOC REF: 4.3**

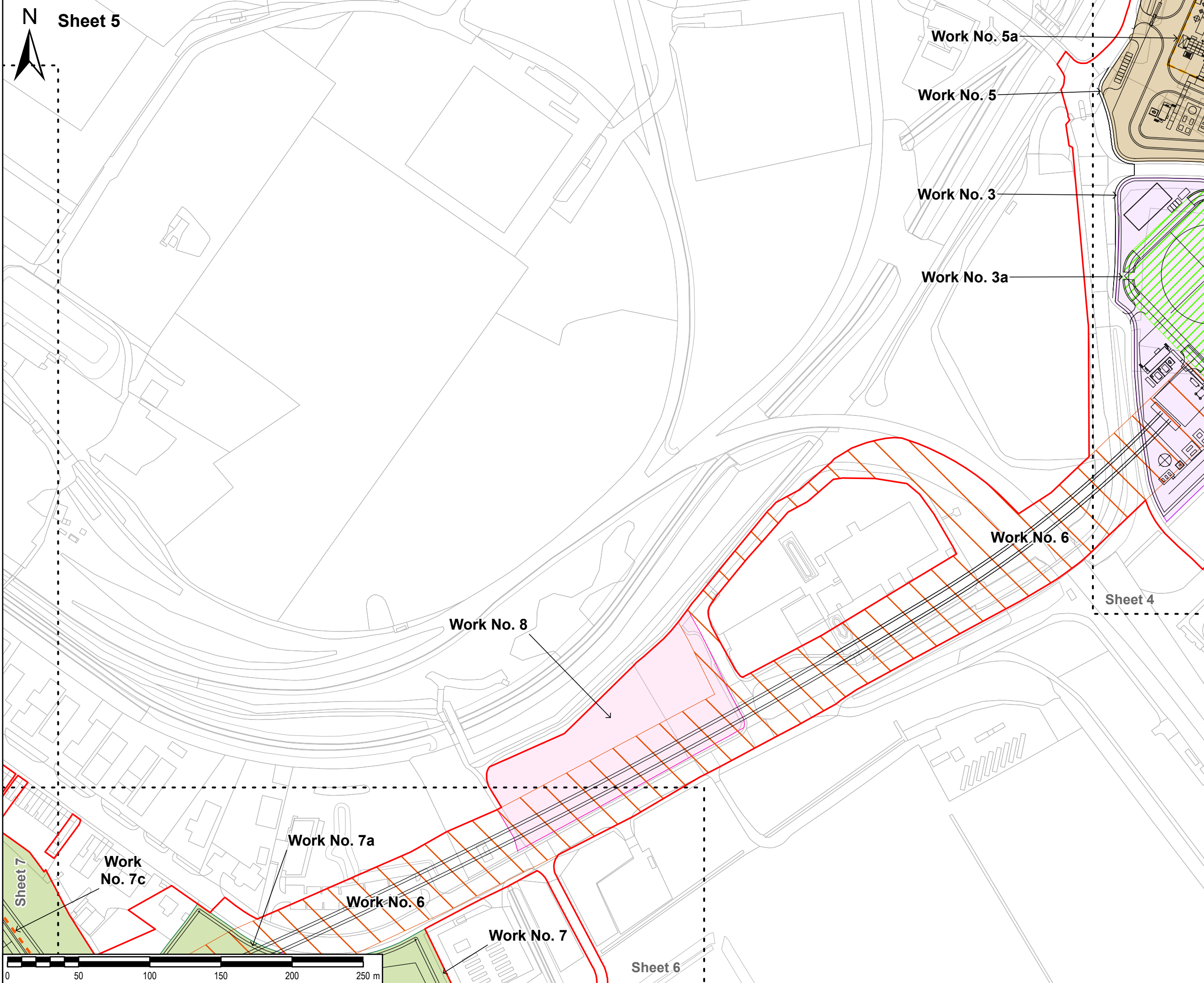
Designed	Drawn	Checked	Verified	Approved	Date
EB	EB	DF	HW	AL	05/2024
Internal Project No. 60673509			Suitability S3		
Scale @ A3 1:2,500			Volume No subdivision is applicable		

THIS DOCUMENT HAS BEEN PREPARED PURSUANT TO AND SUBJECT TO THE TERMS OF AECOM'S APPOINTMENT BY ITS CLIENT. AECOM ACCEPTS NO LIABILITY FOR ANY USE OF THIS DOCUMENT OTHER THAN BY ITS ORIGINAL CLIENT OR FOLLOWING AECOM'S EXPRESS AGREEMENT TO SUCH USE, AND ONLY FOR THE PURPOSES FOR WHICH IT WAS PREPARED AND PROVIDED.

AECOM  
One Trinity Gardens  
Quayside  
Newcastle Upon Tyne  
Tel: +44 (0) 191 224 6500  
www.aecom.com

Drawing Number 60673509-ACM-GEN-ZZ-DR-TP-0020	Rev
Infrastructure Planning (Applications: Prescribed Forms and Procedure) Regulations 2009	2

Sheet 4



**SAFETY, HEALTH AND ENVIRONMENTAL INFORMATION BOX**  
 IT IS ASSUMED THAT ALL WORKS ON THIS DRAWING WILL BE CARRIED OUT BY A COMPETENT CONTRACTOR WORKING WHERE APPROPRIATE, TO AN APPROPRIATE METHOD STATEMENT.  
 THIS DRAWING IS TO BE USED ONLY FOR THE PURPOSE OF ISSUE THAT IT WAS ISSUED FOR AND IS SUBJECT TO AMENDMENT.  
 EXCEPTIONAL RISKS RELATING TO THE WORKS ASSOCIATED WITH THIS DRAWING ARE IDENTIFIED BELOW.

**NOTES**  
 1. THIS DRAWING IS TO BE READ IN CONJUNCTION WITH ALL OTHER RELEVANT DOCUMENTATION.  
 2. WHERE WORK NUMBER BOUNDARIES OVERLAP THE SYMBOLOLOGY AS DESCRIBED IN THE LEGEND BELOW IS MERGED.  
 3. PERMANENT WORKS ASSOCIATED WITH WORK NUMBER 4 AND 6 ARE UNDERGROUND.

**LEGEND**

	Order limits
	Proposed site layout
	Work no. 3
	Work no. 3a
	Work no. 5
	Work no. 5a
	Work no. 6
	Work no. 7
	Work no. 7a
	Work no. 7c
	Work no. 8

Reproduced from Ordnance Survey digital map data © Crown copyright 2024. All rights reserved. Licence number 0100031673.

Purpose of issue				
DCO CHANGE APPLICATION				
CHANGE APPLICATION	EB	AL	03/05/2024	2
DCO APPLICATION	EB	AL	08/09/2023	1
REVISION DETAILS	By	Date	App	Suffix



Project Title  
 TR030008  
 IMMINGHAM GREEN  
 ENERGY TERMINAL

Drawing Title  
 ILLUSTRATIVE LAYOUTS  
 SHEET 5 OF 7  
 DOC REF: 4.3

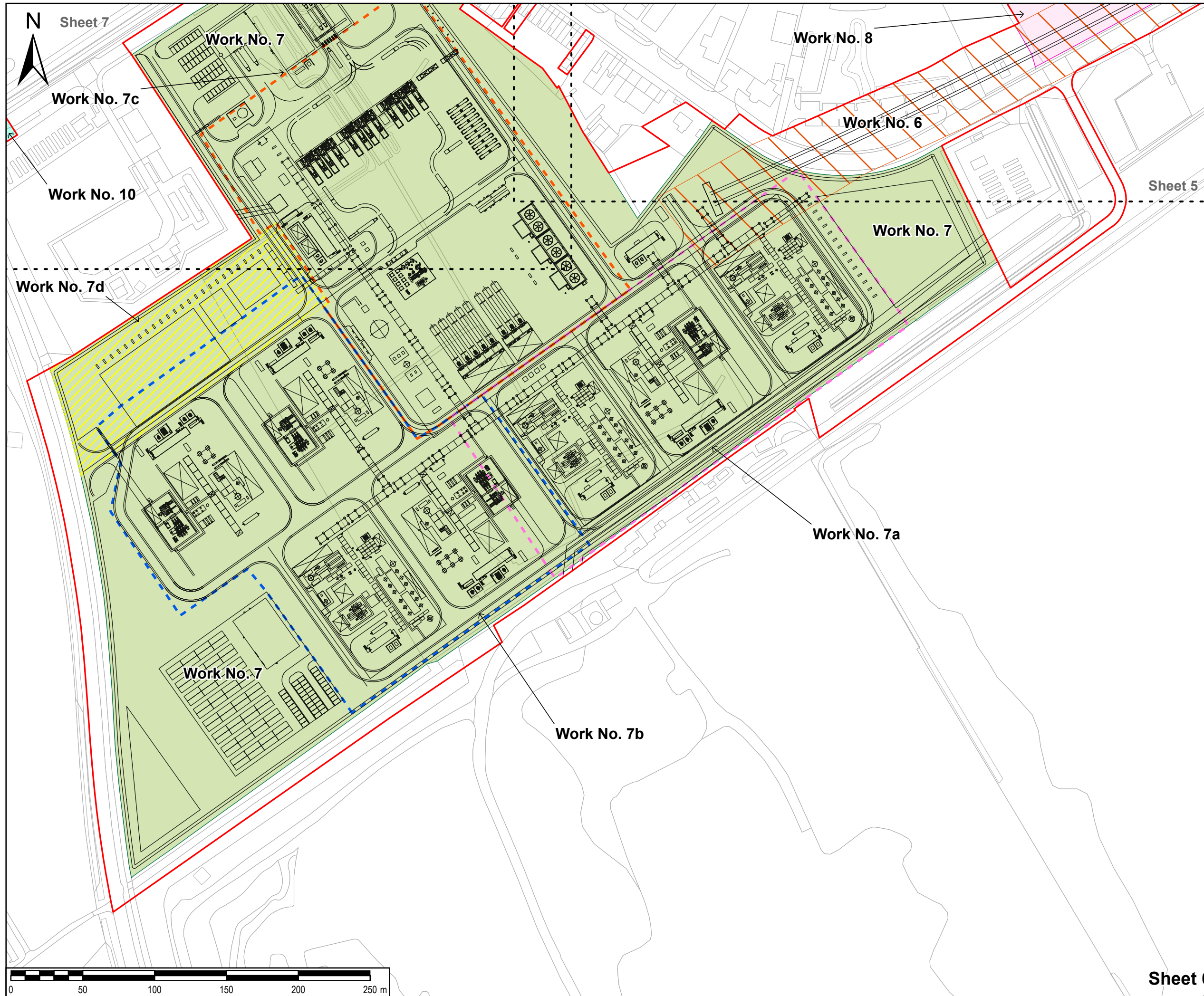
Designed EB	Drawn EB	Checked DF	Verified HW	Approved AL	Date 05/2024
Internal Project No. 60673509			Suitability S3		
Scale @ A3 1:2,500			Volume No subdivision is applicable		

THIS DOCUMENT HAS BEEN PREPARED PURSUANT TO AND SUBJECT TO THE TERMS OF AECOM'S APPOINTMENT BY ITS CLIENT. AECOM ACCEPTS NO LIABILITY FOR ANY USE OF THIS DOCUMENT OTHER THAN BY ITS ORIGINAL CLIENT OR FOLLOWING AECOM'S EXPRESS AGREEMENT TO SUCH USE, AND ONLY FOR THE PURPOSES FOR WHICH IT WAS PREPARED AND PROVIDED.

AECOM  
 One Trinity Gardens  
 Quayside  
 Newcastle Upon Tyne  
 Tel: +44 (0) 191 224 6500  
 www.aecom.com

Drawing Number 60673509-ACM-GEN-ZZ-DR-TP-0021	Rev 2
Infrastructure Planning (Applications: Prescribed Forms and Procedure) Regulations 2009 REGULATION 5(2)(c)	





**SAFETY, HEALTH AND ENVIRONMENTAL INFORMATION BOX**

IT IS ASSUMED THAT ALL WORKS ON THIS DRAWING WILL BE CARRIED OUT BY A COMPETENT CONTRACTOR WORKING, WHERE APPROPRIATE, TO AN APPROPRIATE METHOD STATEMENT.

THIS DRAWING IS TO BE USED ONLY FOR THE PURPOSE OF ISSUE THAT IT WAS ISSUED FOR AND IS SUBJECT TO AMENDMENT.

EXCEPTIONAL RISKS RELATING TO THE WORKS ASSOCIATED WITH THIS DRAWING ARE IDENTIFIED BELOW.

**NOTES**

- THIS DRAWING IS TO BE READ IN CONJUNCTION WITH ALL OTHER RELEVANT DOCUMENTATION.
- WHERE WORK NUMBER BOUNDARIES OVERLAP THE SYMBOLOLOGY AS DESCRIBED IN THE LEGEND BELOW IS MERGED
- PERMANENT WORKS ASSOCIATED WITH WORK NUMBER 4 AND 6 ARE UNDERGROUND

**LEGEND**

- Order limits
- Proposed site layout
- Work no. 6
- Work no. 7
- Work no. 7a
- Work no. 7b
- Work no. 7c
- Work no. 7d
- Work no. 8
- Work no. 10

Reproduced from Ordnance Survey digital map data © Crown copyright 2024. All rights reserved. Licence number 0100031673.

Purpose of issue  
DCO CHANGE APPLICATION

CHANGE APPLICATION	EB	AL	03/05/2024	2
DCO APPLICATION	EB	AL	08/09/2023	1
REVISION DETAILS	By	Date	App	Suffix



Project Title  
TR030008  
IMMINGHAM GREEN  
ENERGY TERMINAL

Drawing Title  
ILLUSTRATIVE LAYOUTS  
SHEET 6 OF 7  
DOC REF: 4.3

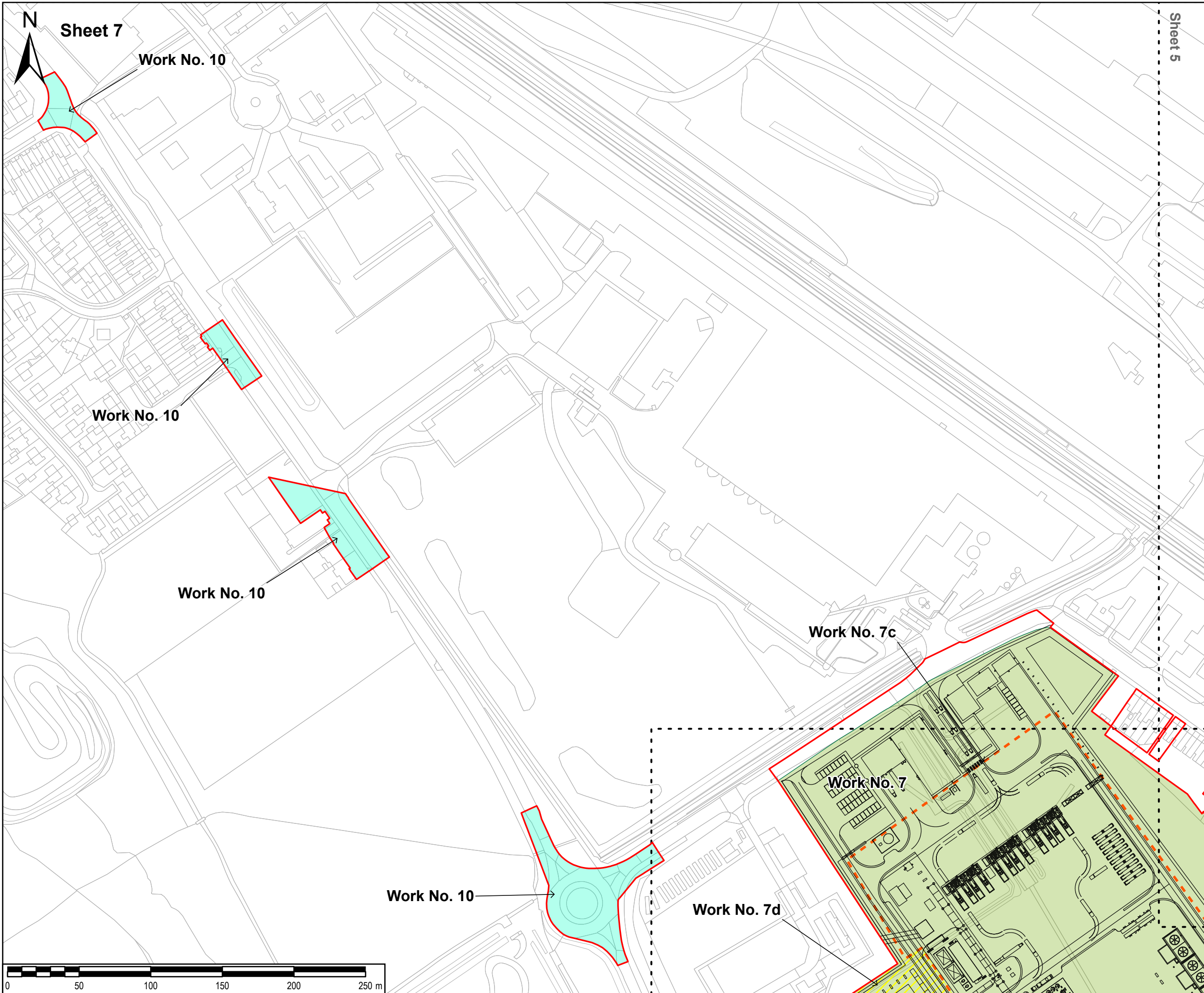
Designed	Drawn	Checked	Verified	Approved	Date
EB	EB	DF	HW	AL	05/2024
Internal Project No. 60673509			Suitability		
Scale @ A3 1:2,500			Volume	No subdivision is applicable	

THIS DOCUMENT HAS BEEN PREPARED PURSUANT TO AND SUBJECT TO THE TERMS OF AECOM'S APPOINTMENT BY ITS CLIENT. AECOM ACCEPTS NO LIABILITY FOR ANY USE OF THIS DOCUMENT OTHER THAN BY ITS ORIGINAL CLIENT OR FOLLOWING AECOM'S EXPRESS AGREEMENT TO SUCH USE, AND ONLY FOR THE PURPOSES FOR WHICH IT WAS PREPARED AND PROVIDED.

AECOM  
One Trinity Gardens  
Quayside  
Newcastle Upon Tyne  
Tel: +44 (0) 191 224 6500  
www.aecom.com

Drawing Number 60673509-ACM-GEN-ZZ-DR-TP-0022	Rev
Infrastructure Planning (Applications: Prescribed Forms and Procedure) Regulations 2009	2

Sheet 6



**SHEET 7**

**Sheet 5**

**Work No. 10**

**Work No. 10**

**Work No. 10**

**Work No. 10**

**Work No. 7c**

**Work No. 7**

**Work No. 10**

**Work No. 7d**

**SAFETY, HEALTH AND ENVIRONMENTAL INFORMATION BOX**

IT IS ASSUMED THAT ALL WORKS ON THIS DRAWING WILL BE CARRIED OUT BY A COMPETENT CONTRACTOR WORKING, WHERE APPROPRIATE, TO AN APPROPRIATE METHOD STATEMENT.

THIS DRAWING IS TO BE USED ONLY FOR THE PURPOSE OF ISSUE THAT IT WAS ISSUED FOR AND IS SUBJECT TO AMENDMENT.

EXCEPTIONAL RISKS RELATING TO THE WORKS ASSOCIATED WITH THIS DRAWING ARE IDENTIFIED BELOW.

**NOTES**

- THIS DRAWING IS TO BE READ IN CONJUNCTION WITH ALL OTHER RELEVANT DOCUMENTATION.
- WHERE WORK NUMBER BOUNDARIES OVERLAP THE SYMBOLOLOGY AS DESCRIBED IN THE LEGEND BELOW IS MERGED
- PERMANENT WORKS ASSOCIATED WITH WORK NUMBER 4 AND 6 ARE UNDERGROUND

**LEGEND**

- Order limits
- Proposed site layout
- Work no. 7
- Work no. 7c
- Work no. 7d
- Work no. 10

Reproduced from Ordnance Survey digital map data © Crown copyright 2024. All rights reserved. Licence number 0100031673.

**Purpose of issue**

**DCO CHANGE APPLICATION**

CHANGE APPLICATION	EB	AL	03/05/2024	2
DCO APPLICATION	EB	AL	08/09/2023	1
REVISION DETAILS	By App	Date	Suffix	

Client

**ABP** ASSOCIATED BRITISH PORTS **AIR PRODUCTS**

Project Title

**TR030008  
IMMINGHAM GREEN  
ENERGY TERMINAL**

Drawing Title

**ILLUSTRATIVE LAYOUTS  
SHEET 7 OF 7  
DOC REF: 4.3**

Designed	Drawn	Checked	Verified	Approved	Date
EB	EB	DF	HW	AL	05/2024

Internal Project No. 60673509

Scale @ A3 1:2,500

Suitability S3

Volume No subdivision is applicable

THIS DOCUMENT HAS BEEN PREPARED PURSUANT TO AND SUBJECT TO THE TERMS OF AECOM'S APPOINTMENT BY ITS CLIENT. AECOM ACCEPTS NO LIABILITY FOR ANY USE OF THIS DOCUMENT OTHER THAN BY ITS ORIGINAL CLIENT OR FOLLOWING AECOM'S EXPRESS AGREEMENT TO SUCH USE, AND ONLY FOR THE PURPOSES FOR WHICH IT WAS PREPARED AND PROVIDED.

AECOM  
One Trinity Gardens  
Quayside  
Newcastle Upon Tyne  
Tel: +44 (0) 191 224 6500  
www.aecom.com

**AECOM**

Drawing Number 60673509-ACM-GEN-ZZ-DR-TP-0023

Infrastructure Planning (Applications: Prescribed Forms and Procedure) Regulations 2009

REGULATION 5(2)(c)

Rev 2